


52-7292 Headphone Potentiometer Box

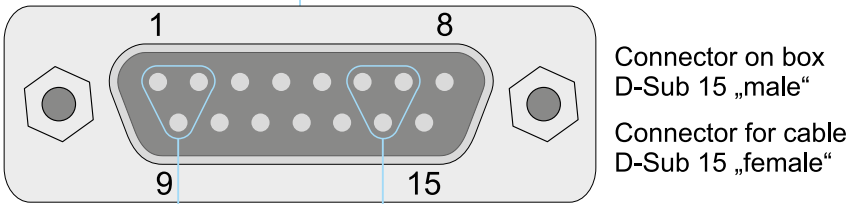
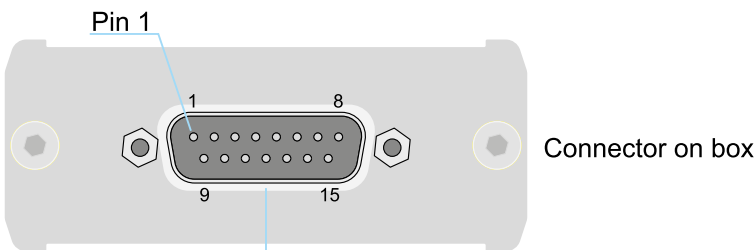
Pin Assignment D-Sub 15

Front view



Rear view

D-Sub 15 connector „male“



Pin	Type	Label
1	HP L	HP
2	HP R	
9	HP COM RETURN	

connect to Headphones Output
of 52-7230/7235, 52-1330/1335

Label	Type	Pin
ACI	ACI_VLO	6
	ACI_VHI	7
	ACI	14

connect to ACI Analog Control Input
of 52-7230/7235, 52-1330/1335 GPIO-Connector

Specifications and design are subject to change without notice.
The content of this document is for information only. The information presented in this document does not form part of any quotation or contract, is believed to be accurate and reliable and may be changed without notice. No liability will be accepted by the publisher for any consequence of its use. Publication thereof does neither convey nor imply any license under patent- or other industrial or intellectual property rights.

52-7292 Headphone Potentiometer Box



print layout scale 1:1 (full size)
paper size DIN A4

Specifications and design are subject to change without notice.

The content of this document is for information only. The information presented in this document does not form part of any quotation or contract, is believed to be accurate and reliable and may be changed without notice. No liability will be accepted by the publisher for any consequence of its use. Publication thereof does neither convey nor imply any license under patent- or other industrial or intellectual property rights.