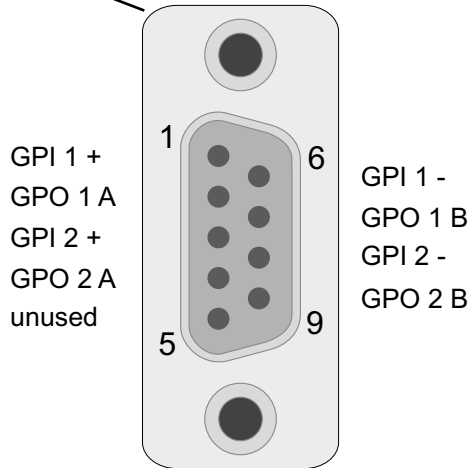
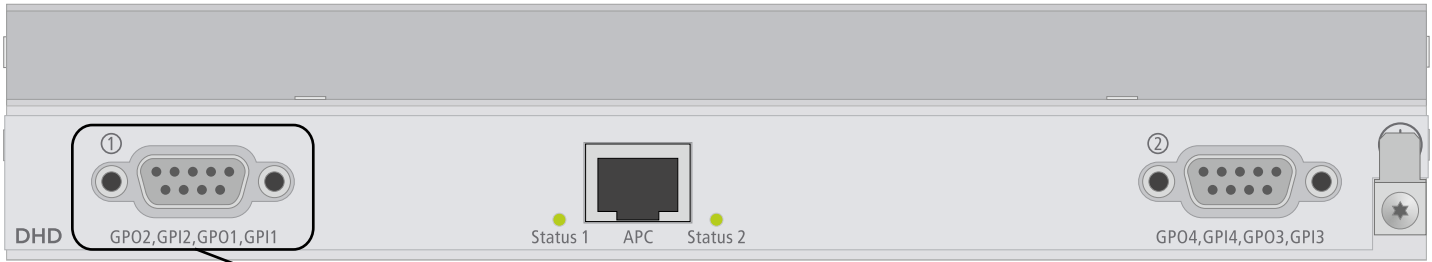


# 52-7172 Pin Assignment

## D-Sub 9 - connector 1



SubD-9 connector female

Pin	Type	Label
1	GPI 1 +	GPI1
6	GPI 1 -	
2	GPO 1 A	GPO1
7	GPO 1 B	
3	GPI 2 +	GPI2
8	GPI 2 -	
4	GPO 2 A	GPO2
9	GPO 2 B	
5	unused	

GPI - general purpose input  
GPO - general purpose output

### Notes:

GPI: ON voltage 5 V ... 24 V (DC) without external resistor, internal current limiter to 4 mA current for ON, OFF voltage: 0 V ... + 1.5 V

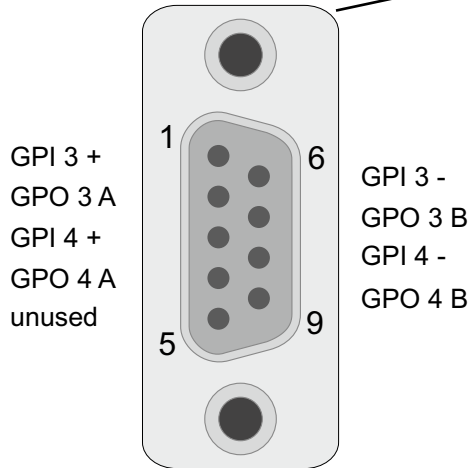
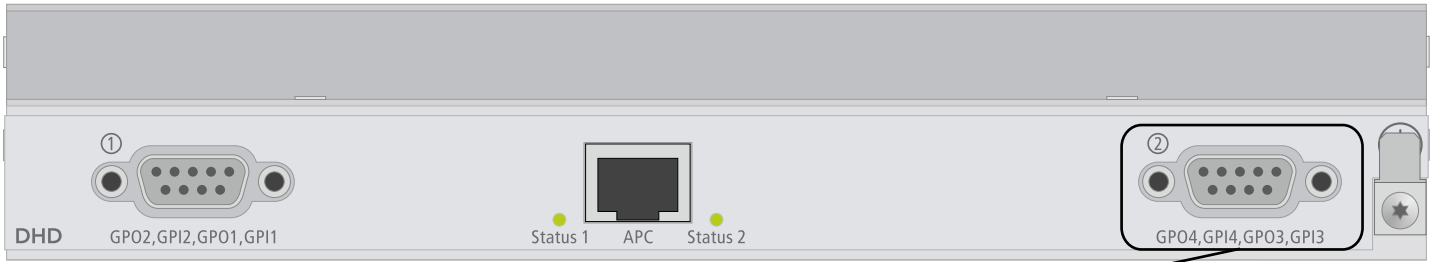
GPO: maximum rated current: 0,2A (resettable fuse), maximum peak switched voltage: 30V DC

Specifications and design are subject to change without notice.

The content of this document is for information only. The information presented in this document does not form part of any quotation or contract, is believed to be accurate and reliable and may be changed without notice. No liability will be accepted by the publisher for any consequence of its use. Publication thereof does neither convey nor imply any license under patent- or other industrial or intellectual property rights.

# 52-7172 Pin Assignment

## D-Sub 9 - connector 2



SubD-9 connector female

Pin	Type	Label
1	GPI 3 +	GPI3
6	GPI 3 -	
2	GPO 3 A	GPO3
7	GPO 3 B	
3	GPI 4 +	GPI4
8	GPI 4 -	
4	GPO 4 A	GPO4
9	GPO 4 B	
5	unused	

GPI - general purpose input  
GPO - general purpose output

### Notes:

GPI: ON voltage 5 V ... 24 V (DC) without external resistor, internal current limiter to 4 mA current for ON, OFF voltage: 0 V ... + 1.5 V

GPO: maximum rated current: 0,2A (resettable fuse), maximum peak switched voltage: 30V DC

Specifications and design are subject to change without notice.

The content of this document is for information only. The information presented in this document does not form part of any quotation or contract, is believed to be accurate and reliable and may be changed without notice. No liability will be accepted by the publisher for any consequence of its use. Publication thereof does neither convey nor imply any license under patent- or other industrial or intellectual property rights.